

SNOW RESORT

# Niigata



Plan your trip:  
**Yuzawa-Myoko Area Map**

Easy access to the slopes!  
**Accommodation Information**

More than just skiing:  
**check out these points of interest!**

Introducing the best of the ski slopes in Yuzawa and Myoko,  
Niigata Prefecture!

## The Complete Guide to Yuzawa-Myoko Snow Resorts







01

## Ski resorts that can be reached from Tokyo in just 70 minutes!

Ski resorts in Niigata can be easily reached from Tokyo in just 70 minutes by bullet train! It's also home to the only ski resort in Japan that's directly connected to a bullet train station! With a location that's easy to get to while staying in Tokyo, and rental shops at the resorts that offer a wide range of equipment, you can enjoy skiing without needing to bring any of your own gear!

## Powder snow heaven

Many ski resorts are located at high altitudes, so you can enjoy powder snow. The best time to enjoy the powder is first thing in the morning, when you can experience silky fresh snow with no footprints! Many resorts offer ungroomed slopes that are popular with ski enthusiasts!

02



## Foreign instructors available

Beginners can take ski lessons in their native language. Niigata offers an environment where overseas visitors can improve their skiing technique.



03

## Wide variety of rental equipment available

If you don't have ski wear or skis, you can rent them at the resorts. It's an ideal environment where you can go without the hassle of having to bring your own gear.

04



Eight reasons  
Niigata

why skiers choose  
ski resorts

Make  
your desti  
skiing

Niigata  
nation for  
in Japan

## Plenty of natural snow, but not too cold

Niigata boasts snowfall of over two meters, and its magnificent snowy landscape is one of its distinguishing features, but what makes Niigata different is that the temperature doesn't get too low! Since the weather is moderate and not extremely cold, beginners and children can enjoy skiing in comfort.

05



## Quality accommodations and hot springs with great food

When you come to Niigata, great food and hot springs are a must! Enjoy your après-ski to the fullest with hot springs and other facilities the accommodations offer. You can also enjoy Niigata's exquisite food, such as high-quality Koshihikari rice.

06



07



## Direct access to the slopes from your hotel! Wake up and head straight to the slopes!

Many of the hotels are directly connected to the slopes. You can relax in your room right after skiing and enjoy dinner at the hotel. In the morning, the view from your room window will be all white and refreshing! You can enjoy well-groomed slopes as soon as you wake up.

## Ski slopes that suit your needs

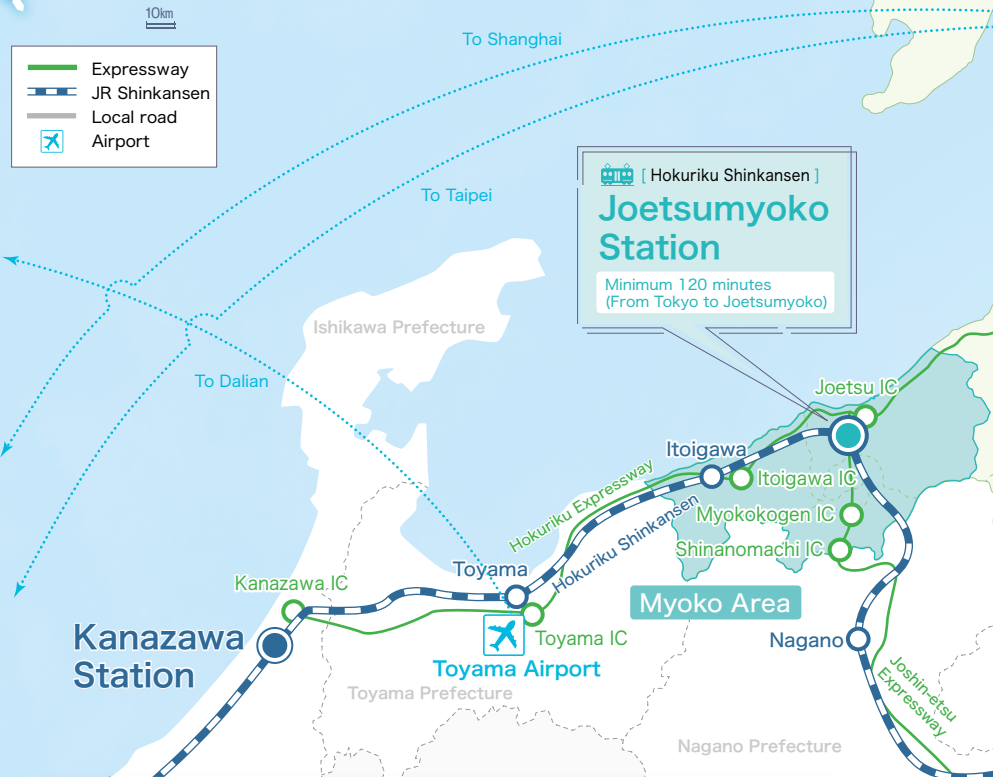
You can choose the slopes that best suits your needs, including family-friendly slopes with kids parks, slopes for everyone from beginners to advanced, board parks, and slopes for backcountry skiing!



08

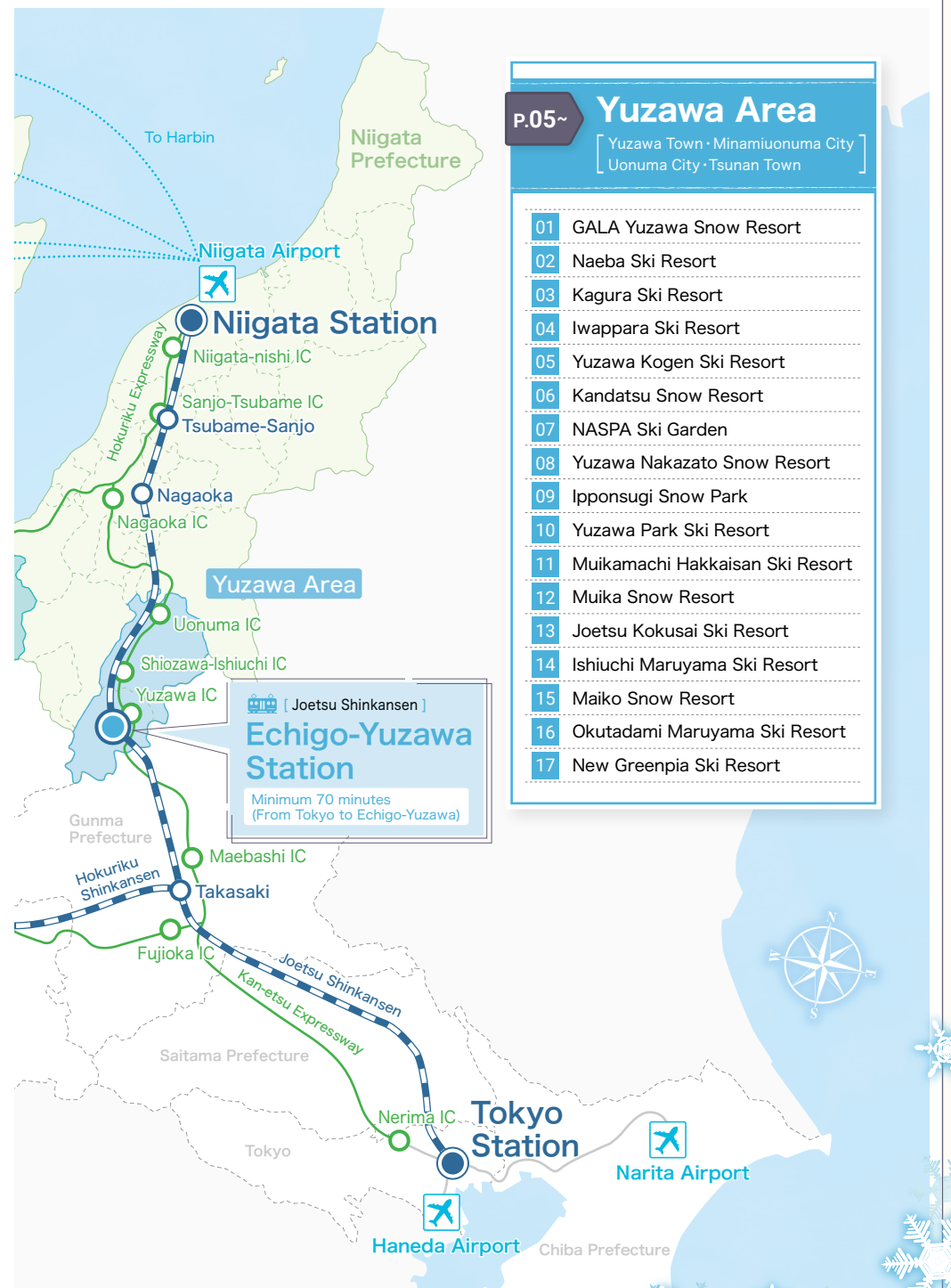


# Ski area map



## P.41~ Myoko Area [Myoko City · Itoigawa City · Joetsu City]

- |                                    |                                      |
|------------------------------------|--------------------------------------|
| 01 Lotte Arai Resort               | 06 Kyukamura Myoko RunRun Ski Resort |
| 02 Myoko Suginochara Ski Resort    | 07 Myoko Ski Park                    |
| 03 Akakura Onsen Ski Resort        | 08 Charmant Hiuchi Ski Resort        |
| 04 Akakura Kanko Resort Ski Resort | 09 Cupid Valley                      |
| 05 Ikenotaira Onsen Ski Resort     |                                      |



P.05~

## Yuzawa Area

[Yuzawa Town · Minamiuonuma City  
Uonuma City · Tsunan Town]

- |                                    |
|------------------------------------|
| 01 GALA Yuzawa Snow Resort         |
| 02 Naeba Ski Resort                |
| 03 Kagura Ski Resort               |
| 04 Iwappara Ski Resort             |
| 05 Yuzawa Kogen Ski Resort         |
| 06 Kandatsu Snow Resort            |
| 07 NASPA Ski Garden                |
| 08 Yuzawa Nakazato Snow Resort     |
| 09 Ipponsugi Snow Park             |
| 10 Yuzawa Park Ski Resort          |
| 11 Muikamachi Hakkaisan Ski Resort |
| 12 Muika Snow Resort               |
| 13 Joetsu Kokusai Ski Resort       |
| 14 Ishiuchi Maruyama Ski Resort    |
| 15 Maiko Snow Resort               |
| 16 Okutadami Maruyama Ski Resort   |
| 17 New Greenpia Ski Resort         |





# Yuzawa

Yuzawa Town • Minamiuonuma City  
Uonuma City • Tsunan Town





**Yuzawa Area**

# Nearby Attractions

You've come all this way, so why not enjoy the sights and delicacies around the slopes? These nearby spots will make your visit even more enjoyable!



A place with spectacular views that offers special moments



**SPOT 01**

## THE VERANDA at ISHIUCHI

An activity-packed complex with snow dome tents, an observation deck, and a cafe, where you can relax in an open space and enjoy the panoramic views of the Unuma Plain and Echigo Sanzan mountains. Even if you don't ski, you can still enjoy the charm of the snowy mountains to the fullest!

### How to get there

By train	<b>Echigo-Yuzawa Station</b> (Approximately 10 minutes by free shuttle bus)
By car	Approximately 5-minute drive from Shiozawa-Ishiuchi IC

### price (Gondola ticket)

Adult	¥3,000	Child	¥1,600
-------	--------	-------	--------

Address: 1655 Ishiuchi, Minamiunuma City

Opening period: Late December - Mid-March

Closed: None

Phone: 025-783-2222

## Snow Night Buggy Tour

After the resort closes for the day, instructors drive buggies around the slopes in the dark. You can take in a view of Yuzawa Town spreading out in front of you as you approach the top of the slope.

### How to get there

By train	<b>Echigo-Yuzawa Station</b> (3 minutes by shuttle bus, 15-minute walk)
By car	5-minute drive from Yuzawa IC

### price

1 Group	¥13,000
---------	---------

Address: 2117-9 Yuzawa, Yuzawa Town

Opening period: Late December - Late March

Opening hours: 18:00-21:00

Closed: None

Phone: 0278-25-4424

**SPOT 02**



Night Buggy:  
with windows, doors  
and air conditioning



Artwork from  
the Echigo-Tsumari Art Triennale -  
The Spectacular Beauty of  
the Gorge's Reflection in the Water

## Kiyotsu Gorge Tunnel

A 750-meter tunnel made into a work of contemporary art resembling a submarine. After walking through a mysterious passageway lit in five different colors, visitors come upon a beautiful reflection of the gorge in the water. This is a space where you can enjoy the merging of nature and art.

### How to get there

By train	<b>Echigo-Yuzawa Station</b> (Approximately 25 minutes by bus, then an approximately 30-minute walk after getting off)
By car	Approximately 25-minute drive from Shiozawa-Ishiuchi IC on the Kan-etsu Expressway toward National Route 353

### price

Adult	¥1,000	Child	¥400
-------	--------	-------	------



Ma Yansong / MAD Architects, "Tunnel of Light"  
Photo by Nakamura Osamu

**SPOT 03**

Address: 2119-2 Mizunoto, Koide, Tokamachi City

Opening period: Open year-round (temporary closures during winter depending on snowfall)

Opening hours: [Mar- Nov] 8:30-17:00 (last entry 16:30)  
[Dec- Feb] 9:00-16:00 (last entry 15:30)

Closed: None

Phone: 025-763-4800

**SPOT 04**




## Yukiguni Agripark Yuzawa Ichigo-mura

A farm in Unuma where you can pick your own strawberries! Enjoy strawberry picking in Echigo Yuzawa, an area with heavy snowfall. Echigohime, the pride of Niigata and the variety of strawberry offered here, is very juicy with a rich flavor.

### How to get there

By train	<b>Echigo-Yuzawa Station</b> (5-minute drive or 25-minute walk)
By car	5-minute drive from Yuzawa IC

### price

1 person	Per person ¥350+each course fee
----------	---------------------------------

For details, please ask a staff member.

Address: 750-1 Kandatsu, Yuzawa Town

Opening period: Mid-January - End of June

Opening hours: Reception hours: 10:00-15:30  
(closes at 16:00)

Closed: Irregular closed days

Phone: 025-780-6011





## Ponshukan Kikizake Bansho

Taste up to five sake brands representing Niigata Prefecture for only 500 yen.

Spot 05 You can choose from more than 100 types of sake, including seasonal and limited-edition tastes, to find your favorite.

### How to get there

By train	<b>Echigo-Yuzawa Station</b> (Directly connected to the station)
By car	5-minute drive from Yuzawa IC

### price

Adult	¥500
-------	------

※Please note that entry is not permitted for persons under the age of 20 and persons with children.

Address: 2427-3 Yuzawa, Yuzawa Town, Minamiuonuma City

Opening period: For more information, please visit the website.

Opening hours: For more information, please visit the website.

Closed: For more information, please visit the website.

Website: <https://ponshukan.com/en/yuzawa/>

Phone: 025-784-3758



SPOT  
05

## Ponshukan Sakeburo

A sake-infused bath is located inside the station, where the subtle aroma of sake will help you relax, make your skin smooth, and warm your body from the inside out.

### How to get there

By train	<b>Echigo-Yuzawa Station</b> (Directly connected to the station)
By car	5-minute drive from Yuzawa IC

### price

Adult	¥950	Child	¥450
-------	------	-------	------

※Free lockers available (there is a 100-yen charge for use, but the money is refunded afterwards).

Address: 2427-3 Yuzawa, Yuzawa Town

Opening period: For more information, please visit the website.

Opening hours: For more information, please visit the website.

Closed: For more information, please visit the website.

Website: <https://ponshukan.com/en/yuzawa/>

Phone: 025-784-3758



SPOT  
06

## Ishin Gangi-dori Shop

Enjoy Ishin, Yuzawa's popular tsukemen noodle restaurant, inside the station! We pride ourselves on our firm homemade noodles with their smooth feel, kneaded with Niigata Koshihikari rice flour for an extra chewy texture and flavor! The pork bone broth, which is rich in collagen and has no strong smell, is a perfect match!

### How to get there

By train	<b>Echigo-Yuzawa Station</b> (Directly connected to the station)
----------	---

Address: 2427-1 Yuzawa, Yuzawa Town; inside CoCoLo Yuzawa at JR Yuzawa Station

Opening period: 11:00~19:30  
(until 20:30 during winter)

Closed: None

Phone: 025-788-0488



SPOT  
07



SPOT  
08

## Onsen Coffee Mizuya

Enjoy coffee brewed with hot spring water, swiss rolls made with rice flour, and homemade sweets prepared by a pastry chef.

### How to get there

By train	<b>Echigo-Yuzawa Station</b> (1-minute walk)
By car	7-minute drive from Yuzawa IC

Address: 2455 Yuzawa, Yuzawa Town

Opening period: 9:00~18:00 (LO 17:30)

Closed: Irregular closed days

Phone: 025-784-3361







# GALA Yuzawa Snow Resort

Click here to visit the website



Click here to see the latest prices



Address	1039-2 Kayabira, Yuzawa-aza, Yuzawa-oaza, Yuzawa Town
Phone	025-785-6543
Opening period	Mid-December - Early May. ※Opening and closing dates are subject to change.
Opening hours	8:00-16:30 (opening hours subject to change during the Spring season)

How to get there	
By train	Nearest train station Joetsu Shinkansen Gala-Yuzawa Station None
By car	Approximately 5-minute drive from Yuzawa IC

The only ski resort in the world that is directly connected to a bullet train station! Great access!

Easy access from Tokyo Station in as little as 74 minutes via bullet train, and only a 5-minute drive from Yuzawa IC. The ski center has one of the largest rental shops in Japan, so you can enjoy skiing and snowboarding without the hassle of bringing your own equipment!

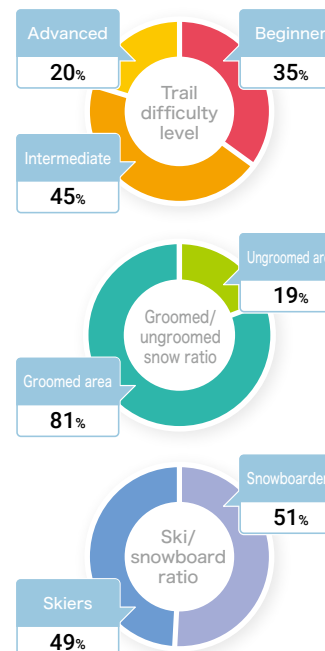
- 1 The high altitude makes for superb snow quality. With 16 slopes in 3 areas, the resort offers a wide variety of choices.
- 2 The ski center is directly connected to the bullet train station, so no travel time from the station to the resort is required.
- 3 Ungroomed slopes where you can enjoy powder snow are also available.



※ Trail map (The trail map is subject to change.)



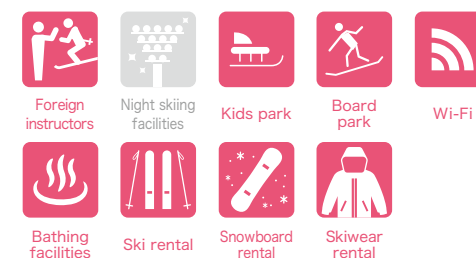
※ Trail overview



※ Trail size

Maximum gradient	33°
Longest run	2.5km
Number of trails	16
Number of lifts/gondolas	9/1

※ Ski resort facilities and services



※ Lift pass prices (prices shown are for the 2024-2025 season)

Pass type	Adult	Child
1-day pass	¥6,800	¥3,000
2-day pass	¥11,000	¥4,500
Night skiing pass		
4 hour pass	¥6,000	¥2,400





1

# Naeba Ski Resort

Click here  
to visit the  
website



Click here to  
see the latest  
prices



Address	202 Mikuni, Yuzawa Town
Phone	025-789-4117
Opening period	Mid-December - Early April
Opening hours	8:00-17:00 [Nighttime] 16:00-20:30

How to get there	
By train	Nearest train station Joetsu Shinkansen Echigo-Yuzawa Station 50 minutes by shuttle bus
By car	Approximately 50-minute drive from Tsukiyono IC, or 30-minute drive from Yuzawa IC



2



3

## Free lift ticket for children up to elementary school age!

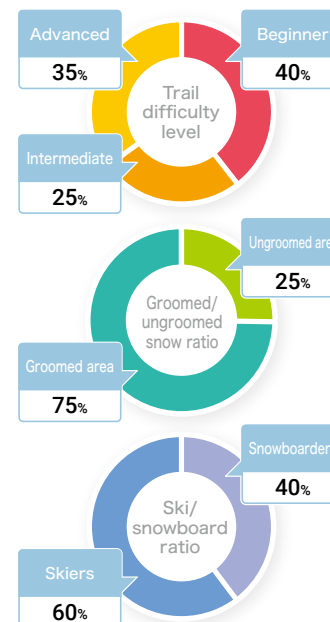
Free lift ticket for children up to elementary school age on all slopes at Prince Snow Resort! The snow season here is packed with fun activities for both adults and children! The wide variety of activities will make it a winter to remember.

- 1 A fun resort that has hosted the Alpine Skiing World Cup!
- 2 The hotel is located right in front of the slopes, so even beginners can feel comfortable.
- 3 Offers a wide range of snow activities that can be enjoyed by both children and adults

## \* Trail map (The trail map is subject to change.)



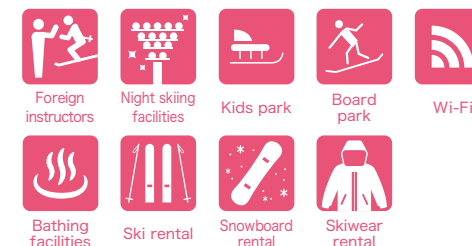
## \* Trail overview



## \* Trail size

Maximum gradient	32°
Longest run	4km
Number of trails	24
Number of lifts/gondolas	9/3

## \* Ski resort facilities and services



## \* Lift pass prices (prices shown are for the 2024-2025 season)


Pass type	Adult	Child
1-day pass (Naeba Area/Mt.Naeba)	¥7,200/¥9,000	Free
Half-day pass (5 Hours / 2 Hours)	¥5,800/¥4,800	Free
Night skiing pass (Sat., designated days)	¥3,500	Free
Night skiing pass (Weekdays & Sundays)	¥2,500	Free
Afternoon&Nightskiing pass (Naeba Area)	¥7,500	Free

## Accommodations around ski resort

### Naeba Prince Hotel

202 Mikuni, Yuzawa Town  
TEL:025-789-2211

Naeba Prince Hotel has a total of 1,216 guest rooms, easy access with direct connection to the slopes, and offers 22 restaurants to choose from depending on your mood. With hot springs, shopping, snow activities, and more, this is a fun-filled resort hotel that everyone can enjoy.







# Kagura Ski Resort

Click here to visit the website



Click here to see the latest prices



Address	742 Mitsumata, Yuzawa Town
Phone	025-788-9221
Opening period	Late November - Late May
Opening hours	8:00-16:30

How to get there	
By train	Nearest train station Joetsu Shinkansen Echigo-Yuzawa Station 20 minutes by shuttle bus
By car	15-minute drive from Yuzawa IC



## A snow resort with a long open season for fun from the first ski run to spring skiing

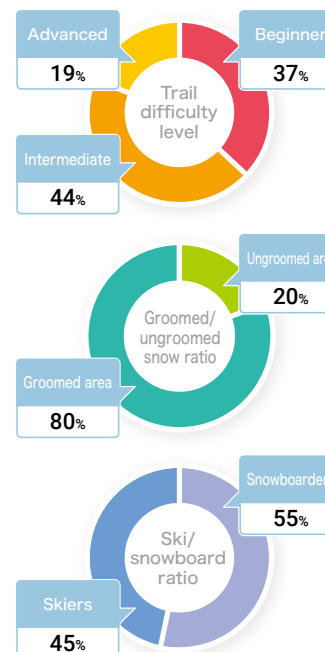
Kagura Ski Resort offers approximately 180 days of winter sports from late November to late May. With the vast slopes of the Mitsumata, Kagura and Tashiro areas, there is something for everyone, from beginners to experts and also families.

- 1 The main slope in Kagura
- 2 Excellent powder snow
- 3 Wide variety of park items

## \*Trail map (The trail map is subject to change.)



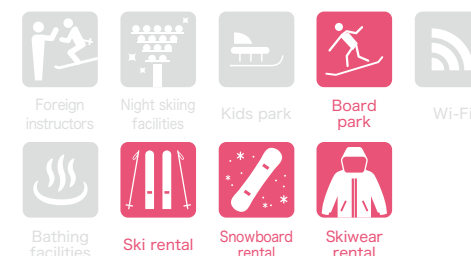
## \*Trail overview



## \*Trail size

Maximum gradient	32°
Longest run	6km
Number of trails	30
Number of lifts/gondolas	14/1

## \*Ski resort facilities and services



## \*Lift pass prices (prices shown are for the 2024-2025 season)

Pass type	Adult	Child
1-day pass	¥7,200	Free
2-day pass	¥14,400	Free
Night skiing pass		
Half-day pass	¥5,000	Free

\*afternoon pass only





1

# Iwappara Ski Resort

Click here to visit the website



Click here to see the latest prices



Address	731-79 Tsuchitaru, Yuzawa Town
Phone	025-787-3211
Opening period	Late December - Late March
Opening hours	8:00-20:00

How to get there	
By train	Nearest train station Joetsu Shinkansen Echigo-Yuzawa Station 10 minutes by shuttle bus
By car	5-minute drive from Yuzawa IC



2



3

## Iwappara features and a wide and long single ski run.

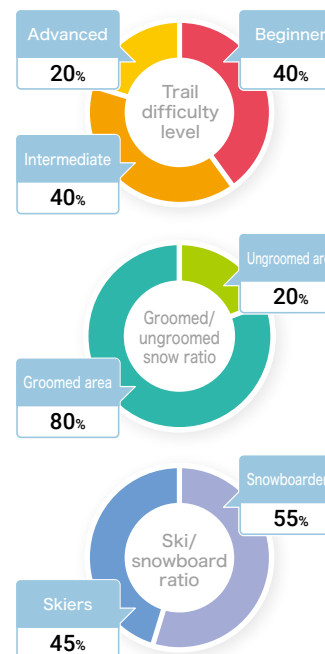
Great access from the Tokyo metropolitan area! Features a massive 634-meter sledding trail, one of the longest in Japan! Kids Paradise is a place where children who just want to play in the snow can have fun, and it includes a rest area as well, making it a hit with families! The wide slope is also safe for beginners and can be enjoyed by the whole family, from children to adults. Every month there are free events and promotions with the chance to win great prizes!

- With a total of 20 trails, including one wide and long trails, there is something for skiers of all skill levels!
- Both adults and children love the exhilarating feeling of riding the ski lift up the dedicated sledding slope, sledding down, and going back up without stopping!
- A single, super-wide slope spreads out like a fan from the 1,111 meter-high Mt. Iiji! Great for night skiing, too!

## \* Trail map (The trail map is subject to change.)



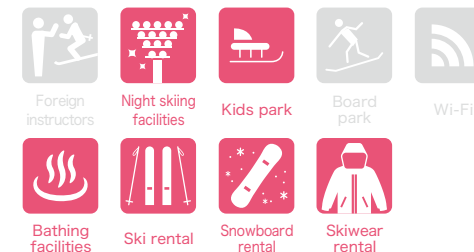
## \* Trail overview



## \* Trail size

Maximum gradient	35°
Longest run	4km
Number of trails	20
Number of lifts/gondolas	8/0

## \* Ski resort facilities and services



## \* Lift pass prices (prices shown are for the 2024-2025 season)

Pass type	Adult	Child
1-day pass	¥5,500	¥3,500
2-day pass	¥8,800	¥5,600
Night skiing pass	¥1,500	¥1,000
Half-day pass		





# Yuzawa Kogen Ski Resort

Click here to visit the website



Click here to see the latest prices



Address	490 Yuzawa, Yuzawa Town
Phone	025-784-3326
Opening period	Late December - Late March
Opening hours	8:30-17:00

How to get there	
By train	Nearest train station Joetsu Shinkansen Echigo-Yuzawa Station 3 minutes by shuttle bus or an 8-minute walk
By car	5-minute drive from Yuzawa IC



## With its quality powder snow and spectacular panoramic views, Snow Land is the place to be for snow mountain fun!

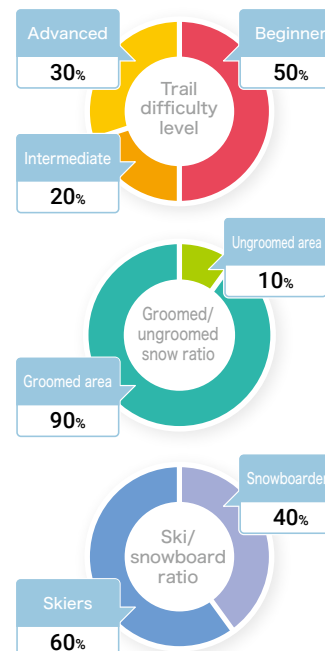
Yuzawa Kogen Ski Resort is within walking distance of Echigo-Yuzawa Station and is easily accessible. Riding the ropeway to the top of the mountain at an altitude of 1,000 meters, you can enjoy top-quality powder snow and a panoramic view of the winter mountains. Snow Land, at the foot of the mountain, is recommended for those who have never been on a snow mountain before. It has a 100 meter-long covered snow escalator that allows both adults and children to fully enjoy playing in the snow.

- 1 Spectacular panoramic views from the top
- 2 The world's largest ropeway with a capacity of 166 passengers
- 3 A 100 meter-long snow escalator to enjoy the full snow mountain experience!

## \* Trail map (The trail map is subject to change.)



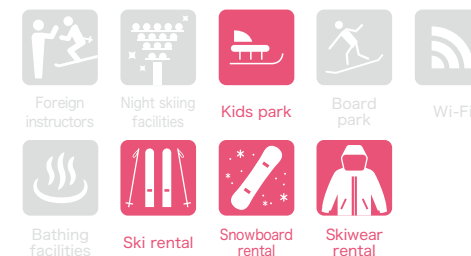
## \* Trail overview



## \* Trail size

Maximum gradient	28°
Longest run	5km
Number of trails	8
Number of lifts/gondolas	4/1

## \* Ski resort facilities and services



## \* Lift pass prices (prices shown are for the 2024-2025 season)

Pass type	Adult	Child
1-day pass	¥6,300	¥3,500
2-day pass		
Night skiing pass		
Half-day pass		





1

# Kandatsu Snow Resort

Click here to visit the website



Click here to see the latest prices



Address	4121-1 Kandatsu, Yuzawa Town
Phone	025-788-0111
Opening period	Mid-December - Mid-April
Opening hours	7:00 (8:00 on weekdays)-16:30 / Long night skiing: 18:00-2:00 (next day) on Saturdays and the night before holidays only

How to get there	
By train	Nearest train station Joetsu Shinkansen Echigo-Yuzawa Station Approximately 7 minutes by shuttle bus
By car	Approximately 3-minute drive from Yuzawa IC



2



3

## The closest all-natural snow ski resort to the Tokyo area!

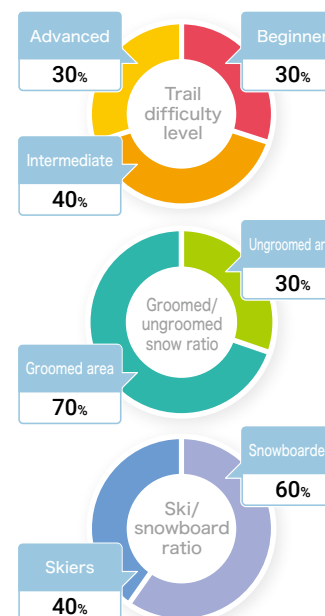
Only 1 kilometer or a 3-minute drive from Yuzawa IC on the Kan-etsu Expressway! Free parking all day! Boasts a wide variety of 16 trails, the longest being 3,500 meters, and the average gradient is gentle enough for beginners. Open until 2am on Saturdays and the night before public holidays for long night skiing! For those who want to ski the weekend away, this is a must!

- 1 Spectacular views from the top of the mountain
- 2 A park that can be enjoyed by everyone, from beginners to experts
- 3 Nighttime fireworks displays held every month

## \* Trail map (The trail map is subject to change.)



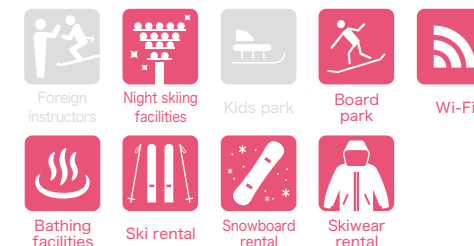
## \* Trail overview



## \* Trail size


Maximum gradient	45°
Longest run	3.5km
Number of trails	16
Number of lifts/gondolas	5/0

## \* Ski resort facilities and services



## \* Lift pass prices (prices shown are for the 2024-2025 season)

Pass type	Adult	Child
1-day pass	¥5,900	¥3,700
2-day pass		
Night skiing pass	¥4,800	¥3,000
4 hour pass	¥4,600	¥3,000




## Accommodations around ski resort

### Kaminoyu & Sauna

4121-1 Kandatsu, Yuzawa Town  
TEL: 025-788-0111

Kaminoyu, a bathing and napping facility on the 4th floor of Ground Base, has an outdoor bath and sauna. Napping facilities are available in single-occupancy tents in the hall, or in private rooms as an option.







# NASPA Ski Garden

Click here  
to visit the  
website



Click here to  
see the latest  
prices




Address	2117-9 Yuzawa, Yuzawa Town
Phone	025-780-6888
Opening period	Late December - Late March
Opening hours	8:30-17:00

How to get there	
By train	Nearest train station Joetsu Shinkansen Echigo-Yuzawa Station Approximately 3 minutes by free shuttle bus
By car	Approximately 5-minute drive from Yuzawa IC

## Skiers-only slope directly connected to the hotel

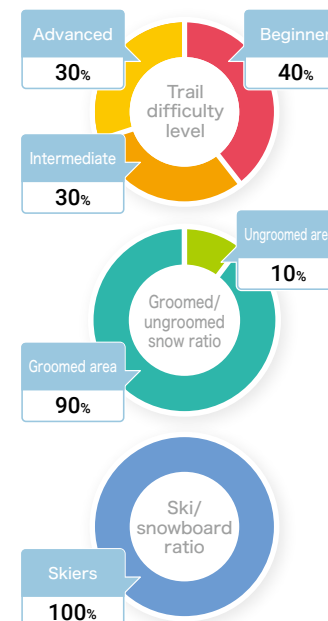
We offer many fun-filled activities, such as a night buggy tour with breathtaking night views from the mountaintops, snow rafting, as well as guided snowshoeing walks around the resort.



## \* Trail map (The trail map is subject to change.)



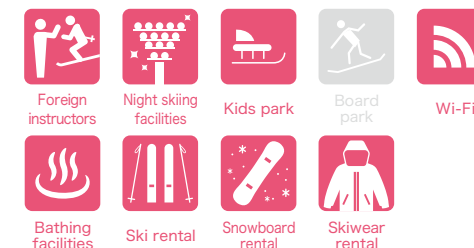
## \* Trail overview



## \* Trail size

Maximum gradient	38°
Longest run	2.2km
Number of trails	8
Number of lifts/gondolas	5/0

## \* Ski resort facilities and services





## \* Lift pass prices (prices shown are for the 2024-2025 season)

Pass type	Adult	Child
1-day pass	¥6,300	¥4,800
2-day pass	¥9,300	¥7,300
Night skiing pass	¥2,000	¥2,000
Half-day pass		

## Accommodations around ski resort

**NASPA NEW OTANI**  
2117-9 Yuzawa, Yuzawa Town  
TEL: 025-780-6111







# Yuzawa Nakazato Snow Resort

Click here to visit the website



Click here to see the latest prices



Address	5044-1 Tsuchitaru, Yuzawa Town
Phone	025-787-3301
Opening period	Mid-December - Late March
Opening hours	8:30-16:30

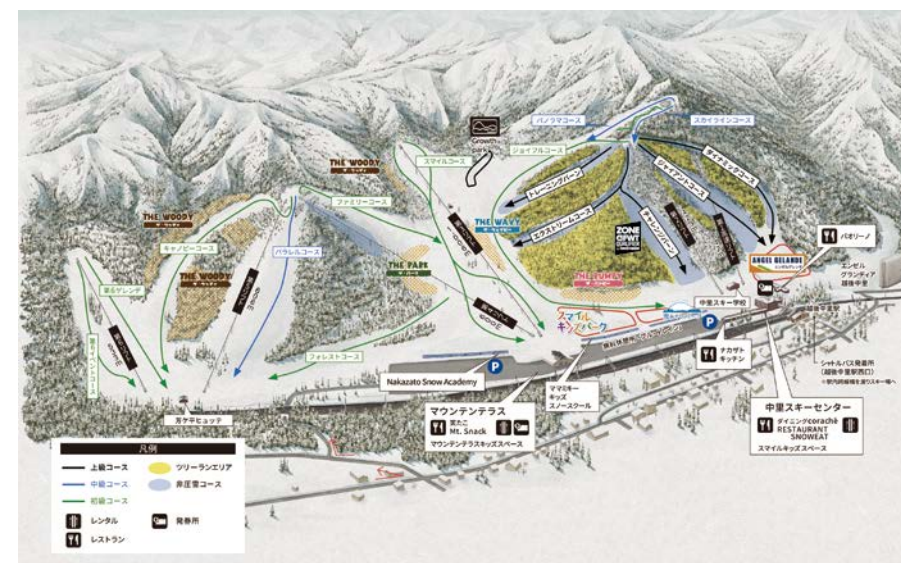
How to get there	
By train	Nearest train station Joetsu Shinkansen Echigo-Yuzawa Station 15 minutes by shuttle bus
By car	Approximately 10-minute drive from Yuzawa IC



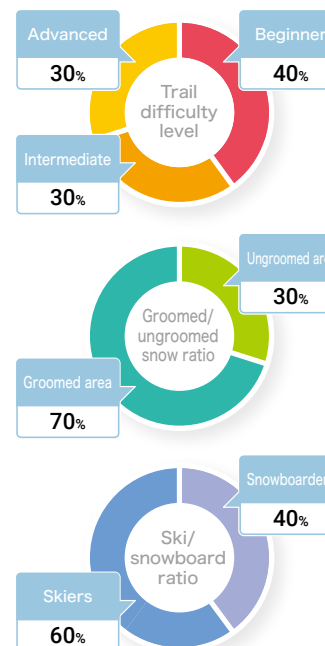
## From skiing for the first time on a snowy mountain to riding in the powder!

From gentle trails safe for beginners and families to steep, ungroomed trails, the resort offers a wide variety of skiing options. There are covered magic carpet at Smile Kids Park for sledding and snow tubing and at Angel Slope for beginners. You can spend the whole day in comfort as there are restaurants and rest areas throughout the resort.

### \* Trail map (The trail map is subject to change.)



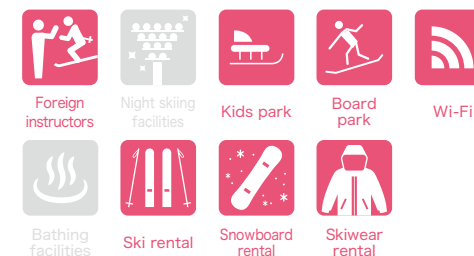
### \* Trail overview



### \* Trail size

Maximum gradient	32°
Longest run	2km
Number of trails	16
Number of lifts/gondolas	6/0

### \* Ski resort facilities and services



### \* Lift pass prices (prices shown are for the 2024-2025 season)

Pass type	Adult	Child
1-day pass	¥5,800	¥2,800
2-day pass		
Night skiing pass		
Half-day pass		





Our magic carpet makes skiing and sledding easy and enjoyable even if you have no experience.

## Ipponsugi Snow Park

Click here to visit the website▶



Click here to see the latest prices▶



### Right in the middle of Echigo Yuzawa Onsen hot spring area!

In this area, you can use our snow escalator. The slope is divided into skiing and sledding courses, ensuring safety for both skiers and sledders. This gentle slope is perfect for youngsters visiting a ski resort for the first time, as well as older beginners.



Main slope

## Yuzawa Park Ski Resort

Click here to visit the website▶



Click here to see the latest prices▶



### Boasting top-quality snow on the north-facing slopes

11 trails with a balance that suits skiers and snowboarders of all levels from beginners to experts, with both gentle and steep runs.

Address	2521 Yuzawa, Yuzawa Town
Phone	025-784-4440
Opening period	Late December - Early April
Opening hours	9:00-16:00

How to get there	
By train	Nearest train station Joetsu Shinkansen Echigo-Yuzawa Station 3-minute walk
By car	Approximately 5-minute drive from Yuzawa IC

Address	1613 Tsuchitaru, Yuzawa Town
Phone	025-787-4111
Opening period	Late December - Early April
Opening hours	8:30-16:45

How to get there	
By train	Nearest train station Joetsu Shinkansen Echigo-Yuzawa Station 15 minutes by shuttle bus or 10 minutes by taxi
By car	Approximately 6-minute drive from Yuzawa IC

#### \* Trail map (The trail map is subject to change.)



#### \* Trail overview

Trail difficulty level		
Beginner	100%	Intermediate 0%
Advanced	0%	

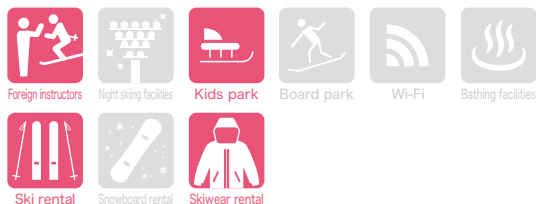
Groomed/ungroomed snow ratio		
Groomed area	100%	Ungroomed area 0%

Ski/snowboard ratio		
Skiers	100%	Snowboarders 0%

#### \* Trail size

Maximum gradient	12°
Longest run	60m
Number of trails	1
Number of lifts/gondolas	1 snow escalator

#### \* Ski resort facilities and services



#### \* Lift pass prices (prices shown are for the 2024-2025 season)

Pass type	
Adults/Children (elementary school students and above)	¥2,500
Infant (up to preschooler)	¥2,000

#### \* Trail map (The trail map is subject to change.)



#### \* Trail overview

Trail difficulty level		
Beginner	40%	Intermediate 40%
Advanced	20%	

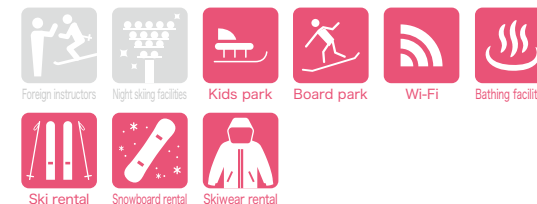
Groomed/ungroomed snow ratio		
Groomed area	100%	Ungroomed area 0%

Ski/snowboard ratio		
Skiers	40%	Snowboarders 60%

#### \* Trail size

Maximum gradient	31°
Longest run	1.5km
Number of trails	11
Number of lifts/gondolas	6/0

#### \* Ski resort facilities and services



#### \* Lift pass prices (prices shown are for the 2024-2025 season)

Pass type		Adult	Child
1-day pass		¥4,500	¥2,500
2-day pass			
Night skiing pass			
Half-day pass		¥3,500	¥2,000





## Muikamachi Hakkaisan Ski Resort

Click here to visit the website▶



Click here to see the latest prices▶



### Dynamic slopes that wow even the experts

This resort is famous for its dynamic slopes for intermediate skiers that boasts a nonstop 800-meter descent. Totalling 3 kilometers in length, including bumps, it's quite the challenge. You can also take a nonstop ride up to the top the slope on the 81-passenger cable car!



Main slope with a maximum width of approximately 200m

## Muika Snow Resort

Click here to visit the website▶



Click here to see the latest prices▶



### Enjoy the spectacular slopes with easy access!

The resort is easy to get to, just 5 minutes from the Muikamachi IC on the Kan-etsu Expressway. The main slope is a family trail with panoramic views. It is wide and easy to ski on, allowing you to make rapid progress. From the kids' park to the powder trail, you have all sorts of options! For accommodation, we recommend Muika Onsen Hotel, which is located right next to the slopes and is popular for its natural hot springs.

Address	1610 Yamaguchi, Minamiuonuma City
Phone	025-775-3311
Opening period	Late December - Late March ※Opening and closing dates subject to change.
Opening hours	8:30-16:00

	How to get there
By train	Nearest train station Joetsu Line Muikamachi Station 30 minutes by bus
By car	20-minute drive from Muikamachi IC

#### \* Trail map (The trail map is subject to change.)



#### \* Trail overview

Trail difficulty level			
Beginner	30%	Intermediate	40%
Advanced	30%		

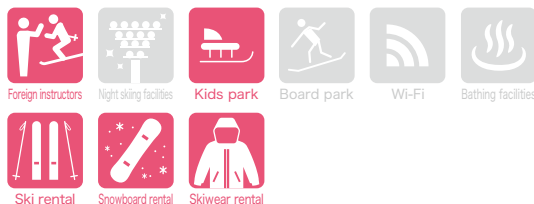
Groomed/ungroomed snow ratio			
Groomed area	65%	Ungroomed area	35%

Ski/snowboard ratio			
Skiers	60%	Snowboarders	40%

#### \* Trail size

Maximum gradient	36°
Longest run	3.5km
Number of trails	11
Number of lifts/gondolas	3/1

#### \* Ski resort facilities and services



#### \* Lift pass prices (prices shown are for the 2024-2025 season)

Pass type	Adult	Child
1-day pass	¥5,700	Free
2-day pass		
Night skiing pass		
Half-day pass		

#### \* Trail map (The trail map is subject to change.)



#### \* Trail overview

Trail difficulty level			
Beginner	35%	Intermediate	40%
Advanced	25%		

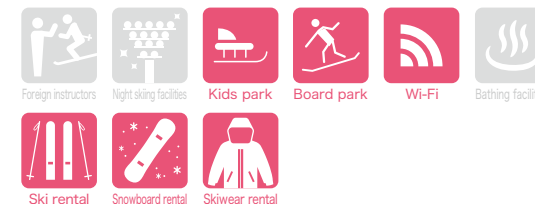
Groomed/ungroomed snow ratio			
Groomed area	90%	Ungroomed area	10%

Ski/snowboard ratio			
Skiers	50%	Snowboarders	50%

#### \* Trail size

Maximum gradient	33°
Longest run	2.8km
Number of trails	12
Number of lifts/gondolas	4/0

#### \* Ski resort facilities and services



#### \* Lift pass prices (prices shown are for the 2024-2025 season)

Pass type	Adult	Child
1-day pass	¥5,200	¥2,600
2-day pass		
Night skiing pass		
4 hour pass	¥4,200	¥2,000





# Joetsu Kokusai Ski Resort

Click here to visit the website



Click here to see the latest prices



Address	112-1 Kabanosawa, Minamiuonuma City
Phone	025-782-1028
Opening period	December - April
Opening hours	8:00-21:00

## How to get there

By train	Nearest train station JR Joetsu Line Joetsu International Skiing Ground Station
By car	7-minute drive from Shiozawa-Ishiuchi IC

## A vast snow resort consisting of four zones

Easy access and offering a wide range of trails to suit everyone from children skiing for the first time to experts. A promotion is taking place where you have the chance to win great prizes! Stay at the Hotel Green Plaza Joetsu, which is directly connected to the slopes, and enjoy the snow with the whole family.

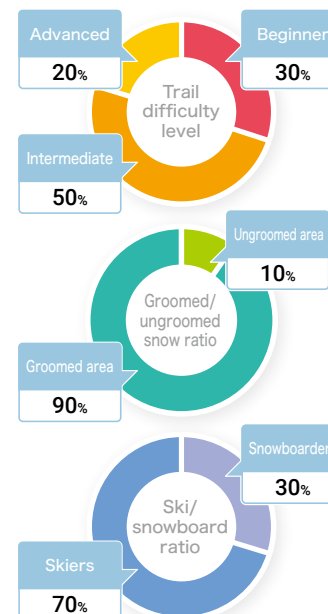
- 1 Kids' Paradise and a sledding trail right outside the red-roofed Hotel Green Plaza Joetsu!
- 2 The Echigo Mountains and the cityscape from the panoramic slopes are a winter wonderland. The view is breathtaking.
- 3 The Atema slope is on the north side, so there is plenty of snowfall and powder snow to enjoy.



## \* Trail map (The trail map is subject to change.)



## \* Trail overview



## \* Trail size

Maximum gradient	38°
Longest run	6km
Number of trails	22
Number of lifts/gondolas	19/0

## \* Ski resort facilities and services



## \* Lift pass prices (prices shown are for the 2024-2025 season)

Pass type	Adult	Child
1-day pass	¥5,500	¥3,500
2-day pass	¥8,800	¥5,600
Night skiing pass	¥1,500	¥1,000
Afternoon & Night pass	¥4,500	¥2,800


## Accommodations around ski resort

### Hotel Green Plaza Joetsu

112-1 Kabanosawa, Minamiuonuma City  
TEL: 025-782-1030



There are 634 guest rooms, including both Western and Japanese-styled rooms. There is a snow resort right next to the slopes, with a rental shop and stores, as well as food and hot springs to enjoy.







# Ishiuchi Maruyama Ski Resort

Click here to visit the website




Click here to see the latest prices



Address	1655 Ishiuchi, Minamiuonuma City
Phone	025-783-2222
Opening period	Mid-December - Early April
Opening hours	8:30-20:00

## How to get there

	Nearest train station Joetsu Shinkansen Echigo-Yuzawa Station 10 minutes by free shuttle bus
By train	
By car	Approximately 5-minute drive from Shiozawa-Ishiuchi IC



## Japan's new classic: Long-established ski resort that continues to evolve

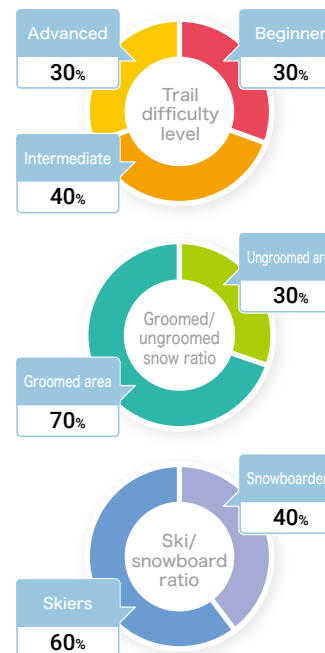
Great location, only 5 minutes from the Shiozawa-Ishiuchi Interchange and 90 minutes from Tokyo by bullet train. One of Niigata's most recognizable resorts, boasting an incredibly vast area and plenty of natural snow. The latest additions to the resort are the Sunrise Express, the world's most advanced combi-lift, and the observation deck, which opened in the summer of 2018. It's a year-round resort where you can enjoy snow mountain tourism with ease.

- 1 The world's most advanced combi-lift at Ishiuchi
- 2 Maruyama Ski Resort
- 3 Panoramic view of the ski resort  
Plenty of fresh snow to enjoy

## \*Trail map (The trail map is subject to change.)



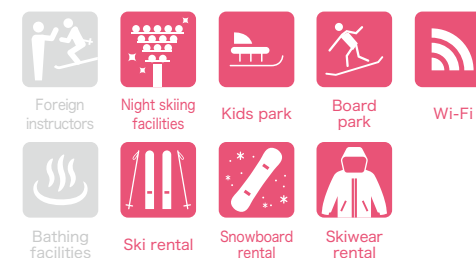
## \*Trail overview



## \*Trail size

Maximum gradient	33°
Longest run	4km
Number of trails	23
Number of lifts/gondolas	13/1

## \*Ski resort facilities and services



## \*Lift pass prices (prices shown are for the 2024-2025 season)

Pass type	Adult	Child
1-day pass	¥7,000	¥3,800
2-day pass	¥12,400	¥6,800
Night skiing pass	¥3,500	¥2,000
4 hour pass	¥5,800	¥3,200





# Maiko Snow Resort

Click here to visit the website



Click here to see the latest prices



Address	2056-108 Maiko, Minamiuonuma City
Phone	025-783-4100
Opening period	Mid-December - Early April
Opening hours	[Weekdays]8:30-17:00 [Weekends & holidays]8:00-17:00 ※Open until 20:00 on night skiing days

How to get there	
By train	Nearest train station Joetsu Shinkansen Echigo-Yuzawa Station Approximately 20 minutes by free shuttle bus
By car	1-minute drive from Shiozawa-Ishiuchi IC



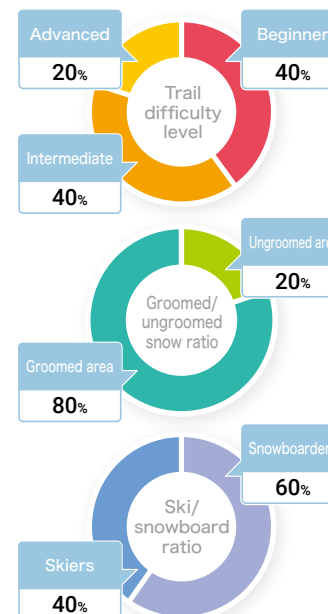
The longest slope is 6,000 meters! Big slopes with a total of 26 trails that everyone from beginners to experts can enjoy!

Great access with a location just 1 minute from Shiozawa-Ishiuchi IC! The gondola takes you to the top in comfort. From powder and tree runs for advanced skiers to snow play areas for children, this resort offers a wide range of skiing options. Enjoy a comfortable stay with the Day Ski Center, a convenient facility with a ticket office, rental shop, hot springs, rest areas, and more, and Maiko Kogen Hotel, which is directly connected to the slopes.

## \* Trail map (The trail map is subject to change.)



## \* Trail overview



## \* Trail size


Maximum gradient	32°
Longest run	6km
Number of trails	26
Number of lifts/gondolas	9/1

## \* Ski resort facilities and services



## \* Lift pass prices (prices shown are for the 2024-2025 season)

Pass type	Adult	Child
1-day pass	¥6,500	¥3,500
2-day pass	¥11,100	¥6,300
Night skiing pass	¥2,000	¥1,200
Half-day pass	¥6,000	¥3,300




## Accommodations around ski resort

### Maiko Kogen Hotel

2056-108 Maiko, Minamiuonuma City  
TEL:025-783-3511



A resort hotel that is directly connected to the slopes. It is renowned for its healing hot springs and buffet dining.







- 1 Winter powder [excellent snow quality]  
 2 Skiing among the new green leaves  
 [cannot be experienced anywhere else]  
 3 Lake Okutadami from the slopes

Address	1317-3 Yunotani Imogawa, Uonuma City
Phone	025-795-2750
Opening period	[First skiing season] Late November - Early January [Spring season] Late March - Early May.
Opening hours	[First skiing season] 8:30-16:00 [Spring season (weekdays)] 8:30-16:30 [Spring season (Weekends, national holidays, and special days)] 8:00-16:30

## Okutadami Maruyama Ski Resort

Click here to visit the website▶



Click here to see the latest prices▶



### Top-quality powder snow, slope maintenance, park, and halfpipe.

The resort has two seasons, from late November to early January and from late March to early May, and is closed from early January to late March during the peak season. With over 6 meters of snowfall and slopes higher than lifts, it offers a full range of skiing from powder in winter to spring.

How to get there	
By train	Nearest train station Joetsu Shinkansen Urasa Station 1 hour and 30 minutes by shuttle bus (available only on weekends, national holidays, and special days)
By car	50-minute drive from UONUMA IC



Experience the slopes in front of the hotel and the Tsunan lanterns

Address	12300 Akinari, Tsunan Town
Phone	025-765-4611
Opening period	Late December - early April
Opening hours	8:30-17:00

## New Greenpia Ski Resort

Click here to visit the website▶



Click here to see the latest prices▶



### Enjoy the snow to the fullest!

A white resort located on the Tsunan Plateau at the foot of Mt. Naeba, filled with the fun of skiing, staying, and playing. See the highest-quality powder snow that will give you an unforgettable ski experience. The Tsunan lantern launch experience, which takes place every day during the ski season, is also highly recommended. Winter fireworks are held during the year-end and New Year holidays and on Saturdays, and the combination of lanterns and fireworks is incredible.

How to get there	
By train	Nearest train station Joetsu Shinkansen Echigo-Yuzawa Station 60 minutes by guests-only shuttle bus
By car	40-minute drive from Shiozawa-Ishiuchi IC

#### \* Trail map (The trail map is subject to change.)



#### \* Trail overview

Trail difficulty level			
Beginner	20%	Intermediate	40%
Advanced	40%		

Groomed/ungroomed snow ratio			
Groomed area	70%	Ungroomed area	30%

Ski/snowboard ratio			
Skiers	50%	Snowboarders	50%

#### \* Trail size

Maximum gradient	37°
Longest run	4km
Number of trails	9
Number of lifts/gondolas	5/0

#### \* Ski resort facilities and services



#### \* Lift pass prices (prices shown are for the 2024-2025 season)

Pass type	Adult	Child
1-day pass	¥4,500	¥1,500
2-day pass	¥7,500	
Night skiing pass		
Half-day pass	¥3,400	

#### \* Trail map (The trail map is subject to change.)



#### \* Trail overview

Trail difficulty level			
Beginner	30%	Intermediate	40%
Advanced	30%		

Groomed/ungroomed snow ratio			
Groomed area	90%	Ungroomed area	10%

Ski/snowboard ratio			
Skiers	60%	Snowboarders	40%

#### \* Trail size

Maximum gradient	39°
Longest run	2.1 km
Number of trails	5
Number of lifts/gondolas	3/0

#### \* Ski resort facilities and services



#### \* Lift pass prices (prices shown are for the 2024-2025 season)

Pass type	Adult	Child
1-day pass	¥4,500	¥2,000
2-day pass		
Night skiing pass		
Half-day pass	¥3,000	¥1,500



# Recommended Accommodations




## Yuzawa Grand Hotel

A hotel with a wonderful garden-style outdoor bath, where you can feel the atmosphere of the four seasons.

### How to get there

By train	Echigo-Yuzawa Station 3-minute walk
By car	3-minute drive from Yuzawa IC

Address : 2494 Yuzawa, Yuzawa Town  
Phone : 025-785-5050



## Yukemuri no Yado Yuki no Hana Hotel

A 3-minute walk from Echigo-Yuzawa Station!  
Private natural hot spring for free.

### How to get there

By train	Echigo-Yuzawa Station 3-minute walk
By car	5-minute drive from Yuzawa IC

Address : 405-1 Yuzawa, Yuzawa Town  
Phone : 025-785-2177




## Hotel Futaba

A Japanese-style inn located on the top of a hill in Yuzawa

### How to get there

By train	Echigo-Yuzawa Station 5 minutes by bus or a 7-minute walk
By car	7-minute drive from Yuzawa IC

Address : 419 Yuzawa, Yuzawa Town  
Phone : 025-784-3357



## Hotel Angel Grandia Echigo Nakazato

10 seconds to the slopes!  
We strive to be the best childcare providing resort hotel in Japan.

### How to get there

By train	Echigo-Yuzawa Station 20 minutes by free shuttle bus
By car	15-minute drive from Yuzawa IC

Address : 4707-1 Tsuchitaru, Yuzawa Town  
Phone : 0570-012334




## Kairi

You will love our free-flowing hot spring baths and seasonal Kaiseki cuisine, that is a traditional multi-course, Japanese dining experience.

### How to get there

By train	30-minute drive from Urasa Station on the Joetsu line or Joetsu Shinkansen line.
By car	20-minute drive from Uonuma IC

Address : 301 Ooyu Onsen, Uonuma City  
Phone : 025-795-2311



## Hotel New Greenpia Tsunan

A year-round resort covering approximately 3.3 square kilometers on the Tsunan Plateau

### How to get there

By train	Echigo-Yuzawa Station 60 minutes by guests-only shuttle bus or 60 minutes by taxi
By car	40-minute drive from Shiozawa-Ishiuchi IC

Address : 12300 Akinari, Tsunan Town  
Phone : 025-765-4611




## Muika Onsen Hotel

Directly connected to the Muika Snow Resort Ski Slopes. Enjoy our natural hot springs!

### How to get there

By train	10 minutes by taxi from Muikamachi Station (Free shuttle bus available on Saturdays, Sundays and holidays)
By car	5-minute drive from Muikamachi IC

Address : 2910-114 Koguriyama, Minamiuonuma City  
Phone : 025-773-3311





# Myoko

Myoko City • Itoigawa City • Joetsu City



Mt. Akakura [2,141m]

- Expressway
- JR Shinkansen
- Conventional train line
- Ski slopes

02 Myoko Suginoara Ski Resort

Ikenotaira Onsen Ski Resort 05

Akakura Kanko Resort Ski Resort 04

Myokokogen IC

Myoko-Kogen Station

Shinano Railway

Joshin-etsu Expressway

Mt. Myoko  
[2,545m]

Mt. Mae [1,932m]

03 Akakura Onsen Ski Resort

Myoko Ski Park 07

Kyukamura Myoko RunRun Ski Resort 06

Myoko Haneuma Line

Lotte Arai Resort 01

Nakago IC

Ski resorts outside Myoko City

Itoigawa City

08 Charmant Hiuchi Ski Resort

Joetsu City

09 Cupid Valley



## Myoko Area

# Nearby Attractions

You've come all this way, so why not enjoy the sights and delicacies around the slopes? These nearby spots will make your visit even more enjoyable!



## Kiminoi Shuzou (Sake Brewery)

We will take you on a tour of our sakagura or brewery, which was founded in Tenpo 13, or 1842. During the tour, you will experience the tradition of our brewing process, including technique such as Yamahai Shikomi—a method that does not require standard rice grinding techniques with a paddle. You will also visit our storeroom, which is over 100 years old, featuring specially designed beams to withstand the weight of the heavy snow. Additionally, you will see traditional Japanese brewing equipment, such as an old-style pot and a koshiki (a large wooden steaming vat), as well as facilities that have appeared in various media, such as TV commercials. To complete your experience, you can enjoy free tasting samples of our seasonal specialties. You will also have the opportunity to enjoy our visitors shop.



### How to get there

By train	Arai Station(10-minute walk)
By car	10-minute drive from the Arai Parking Area on the Joshin-Etsu Expressway

Address: 3-11 Shimomachi, Myoko City  
 Opening period: Weekdays and some Saturdays  
 Opening hours: 9:00~16:00  
 Closed: Sundays, National holidays, the New Year holiday season etc. Please check our website for up-to-date information.  
 Phone: 0255-72-3136

SPOT  
01



One of the longest zipline tours in Asia

## Lotte Arai Resort Zipline Tours

At a total length of 1,501 meters, this is one of the longest zipline tours in Asia! Glide at a height of 240 meters and a speed of 80 kilometers per hour on this exhilarating 3-minute journey through the air.



### How to get there

By train	Joetsumyoko Station(30 minutes by shuttle bus)
By car	7-minute drive from Arai Smart IC

### price

Over 10 years old	¥10,000 / 90min.
-------------------	------------------

Address: 1966 Ryozenji, Myoko City  
 Opening period: Mid-December - Early April (Wednesday, Sunday)  
 Opening hours: 13:00  
 Closed: Irregular closed days depending on weather, circumstances, etc.  
 Phone: 0255-75-1177

You can try our popular sake and seasonal specialties. Free admission.



SPOT  
02

## Furusatto

A small shopping district in front of the station consisting of white shipping containers arranged in a fan shape and connected by covered alleys, symbolizing Japan's snow country. In addition to eateries such as a Japanese-style pub, a Chinese-style restaurant, and a cafe, there is also a co-working space available for drop-in use.

### How to get there

By train	Joetsumyoko Station(1-minute walk)
By car	10-minute drive from Joetsu-Takada IC

Address: 5-1-5 Yamato, Joetsu City  
 Closed: Varies by store  
 Phone: 025-520-8777  
 Opening period: Varies by store  
 Opening hours: Varies by store

A shopping district in front of the station that you can stop by anytime. Shipping container architecture in front of Joetsumyoko Station



SPOT  
03

Niigata soul food loved by locals for over 50 years



## Gohan Dokoro Shokudo Misa, Michi-no-eki Arai Store

A popular restaurant that is loved by its many customers. One particularly popular menu item is the Miso Ramen, which features a perfect blend of ingredients including white miso paste made to order, garlic, chili pepper, and more. The wide variety of hearty set meals are sure to satisfy any customer.

### How to get there

By train	Arai Station(10 minutes by taxi)
By car	1-minute drive from Arai Smart IC

Address: 120-8 Inoyama, Myoko City  
 Closed: Irregular closed days  
 Opening hours: 11:00~20:30 (LO20:00)  
 Phone: 0255-72-1133  
 Closed once or twice a month (Wednesdays or Thursdays)

## Echigo Tokimeki Resort Setsugekka (Snow, Moon, Flowers)

This is a tourist train with all its cars made in Niigata. It stops at Nihongi Station, the only station with switchback system in the Niigata area, and Tsutsuishi Station that is located inside an underground railway tunnel. As the train approaches the breathtaking viewpoints of the Myoko Mountain Range and the Sea of Japan, the train slows down, allowing you to enjoy the beautiful scenery. In addition, you can enjoy delicious dishes made with local ingredients that we proudly serve.



### How to get there

By train	Nihongi and Myoko Kogen Stations
By car	10-minute drive to Joetsu Myoko Station from Joetsu Takada IC 7-minute drive to Itoigawa Station from Itoigawa IC

Address: Echigo Tokimeki Resort Setsugekka Information Center 1-1 Azuma-cho, Joetsu City  
 Opening period: Monday to Friday  
 Opening hours: 10:00~15:00

Closed: The information center is closed on Saturdays, Sundays and National holidays  
 The Setsugekka operates mainly on Saturdays or national holidays.  
 Phone: 025-543-8988

The winter scenery from Nihongi Station to Myoko Kogen Station is breathtakingly beautiful!



SPOT  
05

price  
¥24,500 (for both adults and children)





# Lotte Arai Resort

Click here to visit the website



Click here to see the latest prices



Address	1966 Ryozenji, Myoko City
Phone	0255-75-1155
Opening period	Mid-December - Mid-May ※Opening and closing dates subject to change.
Opening hours	8:30-16:00

## How to get there

By train	Nearest train station Hokuriku Shinkansen Joetsumyoko Station 30 minutes by shuttle bus
By car	7-minute drive from Arai Smart IC



2



3

## Top-quality powder snow in one of Japan's heaviest snowfall areas

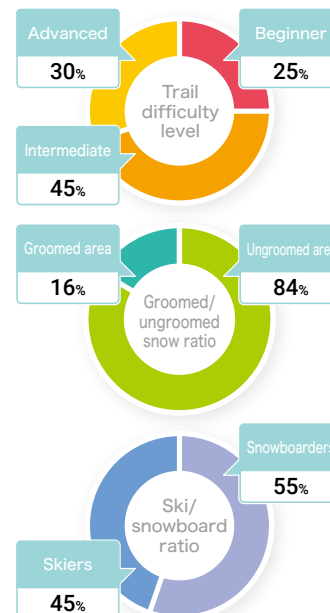
A free-riding zone with ungroomed snow that covers approximately 84% of the vast area of the resort. Backcountry skiing is available on tree runs and gaps from ridges to creeks for a thrilling experience. Because of the abundant snowfall, the spring skiing season lasts until mid-May.

- 1 Asia's #1 premium mountain resort
- 2 84% of the vast area is ungroomed free riding zones
- 3 With over 20 meters of snowfall per season, one of the heaviest snowfall areas in Japan

## \* Trail map (The trail map is subject to change.)



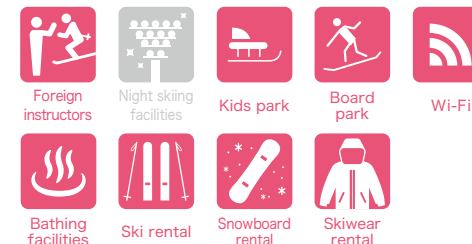
## \* Trail overview



## \* Trail size

Maximum gradient	28°
Longest run	7 km
Number of trails	14
Number of lifts/gondolas	4/1

## \* Ski resort facilities and services



## \* Lift pass prices (prices shown are for the 2024-2025 season)



Pass type	Adult	Child
1-day pass	¥7,500	¥5,000
2-day pass	¥14,500	¥9,500
Night skiing pass		
4 hour pass	¥6,000	¥4,000

## Accommodations around ski resort

### Lotte Arai Resort

1966 Ryozenji, Myoko City  
TEL:0255-75-1100

Operated by the Lotte Hotel Group, which is expanding its operations worldwide.







1

# Myoko Suginochara Ski Resort

Click here to visit the website



Click here to see the latest prices



**Address** Suginosawa, Myoko City

**Phone** 0255-86-6211

**Opening period** Late December - Late March  
※Opening and closing dates subject to change.

**Opening hours** 8:30-16:00

## How to get there

**By train** Nearest train station  
Echigo Tokimeki Railway  
Myokokogen Station  
20 minutes by bus or 15 minutes by taxi

**By car** 10-minute drive from  
Myokokogen IC



2



3

## A long and wide ski area with the longest slope being approximately 8.5 kilometers.

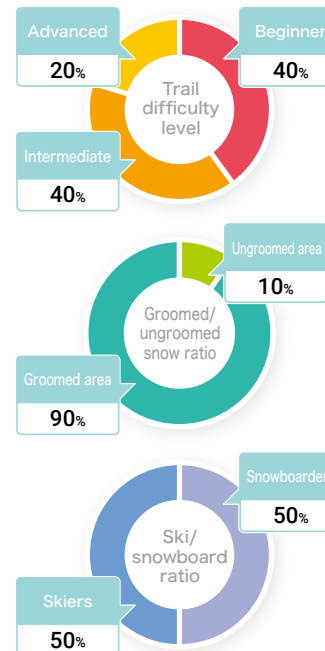
Approximately 80% of the slopes are suitable for beginner and intermediate skiers, allowing everyone from children to adults to fully enjoy winter sports. Fluffy powder snow can be found in the ungroomed areas. The popular Sugi Park will be equipped with a variety of equipment, including jibs. Lifts and gondolas are free all day for children up to elementary school age!

- 1 Enjoy powder snow!
- 2 Free lift and gondola rides all day for children up to elementary school age!
- 3 The wide slopes are ideal for practice

## \* Trail map (The trail map is subject to change.)



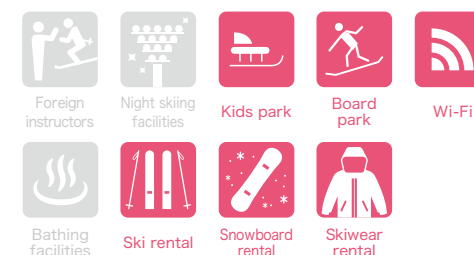
## \* Trail overview



## \* Trail size

Maximum gradient	38°
Longest run	8.5km
Number of trails	16
Number of lifts/gondolas	4/1

## \* Ski resort facilities and services



## \* Lift pass prices (prices shown are for the 2024-2025 season)

Pass type	Adult	Child
1-day pass	¥7,000	Free
2-day pass	¥13,000	Free
Night skiing pass		
4 hour pass	¥6,200	Free

Free for children 12 and under





# Akakura Onsen Ski Resort

Click here to visit the website



Click here to see the latest prices



**Address** 291 Akakura, Myoko City

**Phone** 0255-87-2125

**Opening period** Mid-December - Late March  
※Opening and closing dates subject to change.

**Opening hours** 8:30-17:00  
※Nighttime skiing until 21:00


## How to get there

**By train** Nearest train station  
Echigo Tokimeki Railway  
Myokokogen Station  
20 minutes by city bus

**By car** 8-minute drive from Myoko Kogen IC

## 100% natural snow - Some of the heaviest snowfall in Japan

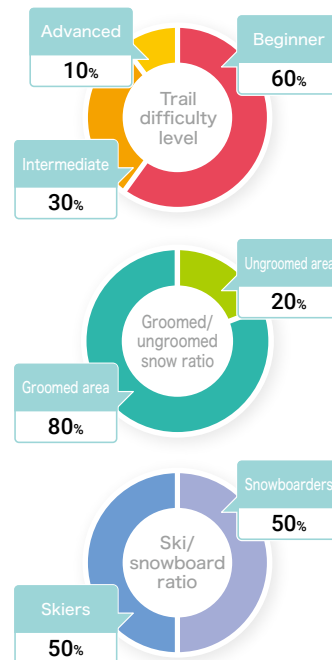
Akakura Onsen Ski Resort is located at the foot of the majestic Mt. Myoko, one of the 100 most famous mountains in Japan. Soft, 100% natural powder snow can be enjoyed on the large and wide slopes. Beginners can also enjoy winter sports without worries as there are many gentle slopes. After skiing, soak in the historic hot springs to warm your body and soul.



## \* Trail map (The trail map is subject to change.)



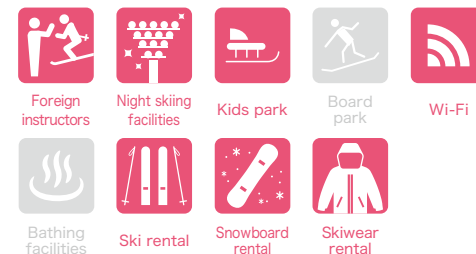
## \* Trail overview



## \* Trail size

Maximum gradient	43°
Longest run	3km
Number of trails	17
Number of lifts/gondolas	14/0

## \* Ski resort facilities and services



## \* Lift pass prices (prices shown are for the 2024-2025 season)

Pass type	Adult	Child
1-day pass	¥6,000	¥2,000
2-day pass	¥12,000	
Night skiing pass	¥3,200	¥1,100
5 hour pass	¥5,500	¥1,500





# Akakura Kanko Resort Ski Resort

Click here  
to visit the  
website



Click here  
to see the latest  
prices



**Address** 216 Tagiri, Myoko City

**Phone** 0255-87-2503

**Opening period** Mid-December - Early May  
※Opening and closing dates subject to change.

**Opening hours** 8:30-16:00

## How to get there

**By train** Nearest train station  
Echigo Tokimeki Railway  
Myokokogen Station  
20 minutes by bus

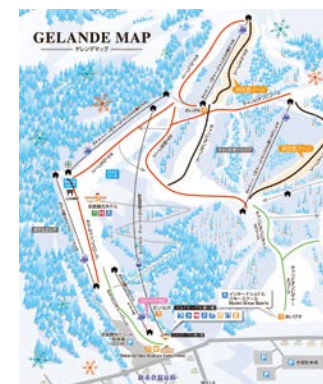
**By car** 8-minute drive from  
Myokokogen IC

## Good snow, lots of snowpack, and long season to enjoy it all!

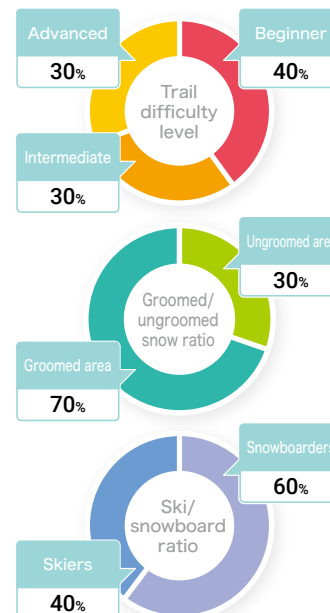
Akakura Kanko Resort, also known as "Akakan", was the first ski resort in Japan to be recognized as an international ski resort on December 12, 1937. The vertical layout of the trails enables longer runs of over 4,000 meters. Many skiers head to the upper, ungroomed trails first thing in the morning for the best powder snow. The park layout is also well equipped with a variety of items.



## \* Trail map (The trail map is subject to change.)



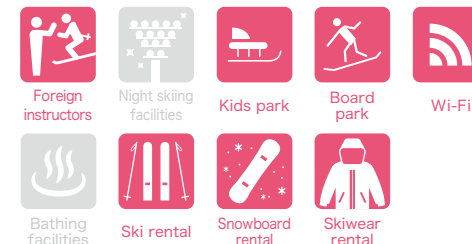
## \* Trail overview



## \* Trail size

Maximum gradient	32°
Longest run	4.5km
Number of trails	10
Number of lifts/gondolas	5/1

## \* Ski resort facilities and services



## \* Lift pass prices (prices shown are for the 2024-2025 season)

Pass type	Adult	Child
1-day pass	¥6,500	¥4,800
2-day pass	¥11,500	¥8,000
Night skiing pass		
4 hour pass	¥5,000	¥3,500


## Accommodations around ski resort

### Akakura Kanko Hotel

216 Tagiri, Myoko City  
TEL:0255-87-2501



A total of 76 guest rooms are available with ski-in and ski-out access.







Alpine Brick Ski Resort

## Ikenotaira Onsen Ski Resort

Click here to visit the website ▶



Click here to see the latest prices ▶



A top-class wide run that makes the most of the features of the majestic foothills of Myoko

Features include a beautifully groomed wide slope, the tree run trail with ungroomed snow, and Mavericks Park with a variety of obstacles, making this a destination where everyone from small children to the elderly can enjoy skiing.



RunRun Ski Resort

## Kyukamura Myoko RunRun Ski Resort

Click here to visit the website ▶



Click here to see the latest prices ▶



First time on the slopes? Leave it to us!

Even children just starting out on skis can hum a tune and have fun on the slopes.

Address	2457-1 Ikenotaira Onsen, Myoko City
Phone	0255-86-2370
Opening period	Mid-December - Late March ※Opening and closing dates subject to change.
Opening hours	8:30-16:00

How to get there	
By train	Nearest train station Echigo Tokimeki Railway Myoko-Kogen Station 10 minutes by city bus
By car	5-minute drive from Myokokogen IC

### Trail map (The trail map is subject to change.)



### Trail overview

Trail difficulty level		
Beginner	35%	Intermediate 45%
Advanced	20%	

Groomed/ungroomed snow ratio		
Groomed area	70%	Ungroomed area 30%

Ski/snowboard ratio		
Skiers	50%	Snowboarders 50%

### Trail size

Maximum gradient	28°
Longest run	4km
Number of trails	10
Number of lifts/gondolas	6/0

### Ski resort facilities and services



### Lift pass prices (prices shown are for the 2024-2025 season)

Pass type	Adult	Child
1-day pass	¥5,600	¥3,400
2-day pass	¥10,100	¥6,100
Night skiing pass		
4 hour pass	¥4,500	¥2,700

Address	Sekiyama, Myoko City
Phone	0255-82-3168
Opening period	Mid-December - End of March ※Opening and closing dates subject to change.
Opening hours	9:00-16:00

How to get there	
By train	Nearest train station Echigo Tokimeki Railway Sekiyama Station 20 minutes by bus
By car	20-minute drive from Myokokogen IC

### Trail map (The trail map is subject to change.)



### Trail overview

Trail difficulty level		
Beginner	100%	Intermediate 0%
Advanced	0%	


Groomed/ungroomed snow ratio		
Groomed area	100%	Ungroomed area 0%

Ski/snowboard ratio		
Skiers	70%	Snowboarders 30%

### Trail size

Maximum gradient	10°
Longest run	1 km
Number of trails	1
Number of lifts/gondolas	1/0

### Ski resort facilities and services



### Lift pass prices (prices shown are for the 2024-2025 season)

Pass type	Adult	Child
1-day pass	¥2,500	¥2,000
2-day pass		
Night skiing pass		
Half-day pass	¥1,800	¥1,200





## Myoko Ski Park

Click here to visit the website ▶



Click here to see the latest prices ▶



Welcome to the most beautiful slope in Myoko.

Myoko Ski Park is a 1.2 kilometer-long, gently sloping trail in the forest with an average gradient of 7 degrees. A popular destination for beginners and families.



Go on the best powder run you've ever had.

**Address** 6323-4 Sekiyama, Myoko City  
**Phone** 0255-82-4189

### How to get there

<b>By train</b>	Nearest train station Echigo Tokimeki Railway Sekiyama Station 10-minute drive
<b>By car</b>	15-minute drive from Myokokogen IC

### \* Trail map (The trail map is subject to change.)



### \* Trail overview

Trail difficulty level			
Beginner	60%	Intermediate	40%
Advanced	0%		

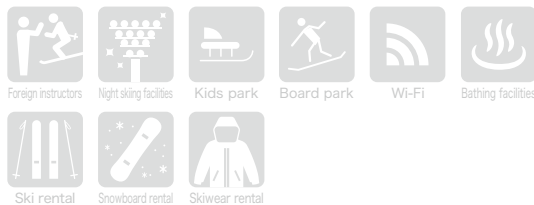
Groomed/ungroomed snow ratio			
Groomed area	100%	Ungroomed area	0%

Ski/snowboard ratio			
Skiers	80%	Snowboarders	20%

### \* Trail size

Maximum gradient	15°
Longest run	1.2km
Number of trails	2
Number of lifts/gondolas	1 / 0

### \* Ski resort facilities and services



### \* Lift pass prices (prices shown are for the 2024-2025 season)

Pass type	Adult	Child
1-day pass	¥2,500	¥2,000
2-day pass		
Night skiing pass		
Half-day pass		

## Charmant Hiuchi Ski Resort

Click here to visit the website ▶



Click here to see the latest prices ▶



65% of the skiing area is ungroomed. Enjoy deep powder in the high season and soft corn snow in the spring!

Plenty of snow, and it's of good quality. Recognized as a UNESCO World Geopark, Itoigawa City is blessed with excellent geological features and majestic, beautiful nature. During the peak season in January and February, you can enjoy top-notch powder in the vast ungroomed area, and from March to May, you can take in a view of the Sea of Japan while on a relaxing ski run or training on poles. There are many ways to enjoy the resort.

**Address** 1821 Nishihiyama, Itoigawa City

**Phone** 025-568-2244

**Opening period** Mid-December - Early May  
Note: Opening and closing dates subject to change.

**Opening hours** 8:30-16:00

### How to get there

<b>By train</b>	Nearest train station Echigo Tokimeki Railway Nou Station 40 minutes by bus (weekends and holidays only)
<b>By car</b>	30-minute drive from Nou IC

### \* Trail map (The trail map is subject to change.)



### \* Trail overview

Trail difficulty level			
Beginner	20%	Intermediate	45%
Advanced	35%		


Groomed/ungroomed snow ratio			
Groomed area	35%	Ungroomed area	65%

Ski/snowboard ratio			
Skiers	60%	Snowboarders	40%

### \* Trail size

Maximum gradient	32°
Longest run	2.7km
Number of trails	18
Number of lifts/gondolas	3 / 0

### \* Ski resort facilities and services



### \* Lift pass prices (prices shown are for the 2024-2025 season)

Pass type	Adult	Child
1-day pass	¥4,800	¥3,400
2-day pass		
Night skiing pass		
Half-day pass	¥3,900	¥2,800



# Cupid Valley

Click here to visit the website▶



Click here to see the latest prices▶



Even beginners can have fun here! The 4-kilometer long trail is perfect for families!

Cupid Valley can receive more than 1 meter of snow in just one night. Skiers and boarders are attracted by the quality of the snow, which is unique to this area with its heavy snowfall. The Tree Run Area, which opened in the 2021 season, has become a favorite with visitors. With 12 different trails available, the slopes can be enjoyed by everyone from beginners to experts.

The 2nd quad lift gives you access to a number of ungroomed trails. Enjoy efficient powder skiing!

Address	4820 Sugawa, Yasuzuka-ku, Joetsu City
Phone	025-593-2041
Opening period	Mid-December - Mid-March ※Opening and closing dates subject to change.
Opening hours	8:30-16:00

## How to get there

By train	Nearest train station Hokuetsu Express Hokuohoku Line Mushigawa-Osugi Station 20 minutes by taxi
By car	60-minute drive from Muikamachi IC

## Trail map

(The trail map is subject to change.)



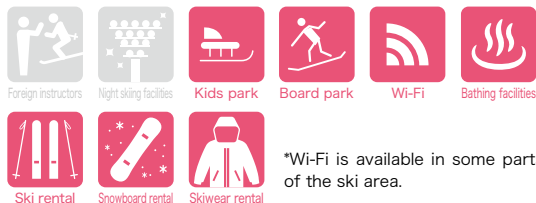
## Trail overview

Trail difficulty level			
Beginner	40%	Intermediate	40%
Advanced	20%		
Groomed/ungroomed snow ratio			
Groomed area	70%	Ungroomed area	30%
Ski/snowboard ratio			
Skiers	40%	Snowboarders	60%

## Trail size

Maximum gradient	32°
Longest run	4km
Number of trails	12
Number of lifts/gondolas	3/0

## Ski resort facilities and services



\*Wi-Fi is available in some parts of the ski area.

## Lift pass prices (prices shown are for the 2024-2025 season)

Pass type	Adult	Child
1-day pass	¥4,400	¥2,800
2-day pass		
Night skiing pass	¥1,800	¥1,800
Half-day pass	¥3,500	¥2,000

## Myoko Area

# Recommended Accommodations



Hot spring



Shops



Wi-Fi




Laundry



Credit cards



Multilingual staff



Hot springs



Shops



Wi-Fi



Laundry



Credit cards



Multilingual staff

Pick-up and drop off service available

## Lime Resort Myoko

A hotel for wellness tourism that will enliven both your mind and body.



## How to get there

By train	Myoko-Kogen Station
By car	Approximately 5-minute drive from Myokokogen IC

※Approximately 8 minutes by free shuttle bus (advance reservation required)

Address: 2251-2 Sekigawa, Myoko City

Phone: 0255-75-5115



Hot springs



Shops



Wi-Fi



Laundry



Credit cards



Multilingual staff

Pick-up and drop off service available

## Hotel Taiko

The bath overlooking the Myoko Plateau is quite nice. Take a break from everything and spend your time as you please. Enjoy the view of Mt. Myoko as you relax to your heart's content.



## How to get there

By train	Myoko-Kogen Station 15-minute drive
By car	15-minute drive from Myokokogen IC

Address: 402 Akakura, Myoko City

Phone: 0255-70-4195



## Recommended Accommodations



### Hotel Alpen Blick

The closest resort hotel to the slopes.



#### How to get there

By train	Myoko-Kogen Station 10 minutes by bus
By car	5-minute drive from Myokokogen IC



Hot springs Shops Wi-Fi Laundry Credit cards Multilingual staff

Address: 2452 Ikenotaira  
Onsen, Myoko City  
Phone: 0255-86-3180



### Kougakuro

Located in the center of the Akakura Hot Spring Resort area, this 140-year-old hotel offers hot spring water that flows directly from the source.



#### How to get there

By train	Myoko-Kogen Station 20 minutes by bus
By car	7-minute drive from Myokokogen IC



Hot springs Shops Wi-Fi Laundry Credit cards Multilingual staff

Address: 115 Akakura,  
Myoko City  
Phone: 0255-87-2036



### Akakura Hotel

A 3-minute walk from Akakura Onsen Ski Resort. Enjoy the hot spring water that flows straight from the source.



#### How to get there

By train	Myoko-Kogen Station 20 minutes by bus
By car	10-minute drive from Myokokogen IC



Hot springs Shops Wi-Fi Laundry Credit cards Multilingual staff

Pick-up and drop off service available

Address: 486 Akakura,  
Myoko City  
Phone: 0255-87-2001



### Kyukamura Myoko RunRun

Relax and spend some time in Myoko's healing nature. The magnificent nature of Myoko stretches out beyond the windows.



#### How to get there

By train	Sekiyama Station 15 minutes by shuttle bus
By car	20-minute drive from Myokokogen IC



Hot springs Shops Wi-Fi Laundry Credit cards Multilingual staff

Pick-up and drop off service available

Address: 6087-10-1 Sekiyama,  
Myoko City  
Phone: 0255-82-3168





**JEP**  
JR EAST PASS  
— Nagano, Niigata area —

Travel and discover!

# JR EAST PASS

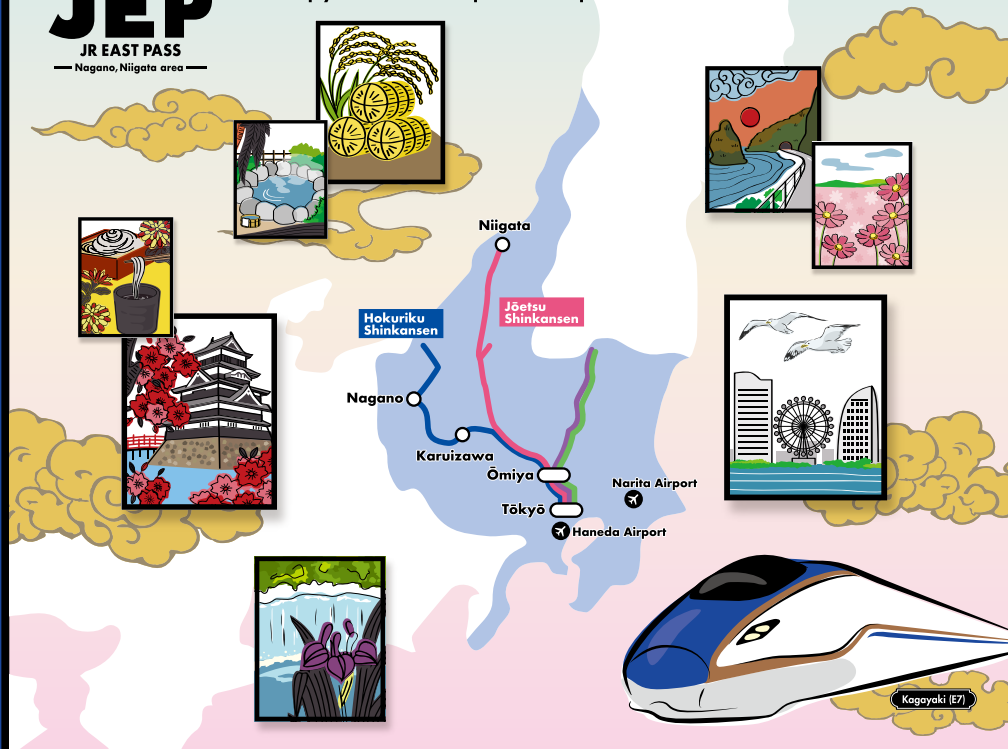
## Nagano, Niigata area

Unlimited rides on all Shinkansen and other JR trains in the "unlimited-ride area"! Enjoy a memorable trip with the top value JR EAST PASS!



Japan.  
Endless  
Discovery.

**JR**  
JR-EAST



**Eligibility**

Foreign nationals with a non-Japanese passport

**Validity period**

5 consecutive days

\*An original, valid passport belonging to the person who is using the rail pass must be presented at the time of purchase/exchange. Copies of passports and other substitute documents are not accepted.

\*Rail pass type cannot be changed following purchase.

\*You may purchase multiple rail passes if their periods of validity do not overlap.

## Skip the line!

Passes purchased via JR-EAST Train Reservation can conveniently be picked up at Reserved Seat Ticket Vending Machines!



You can pick up your pass at any Reserved Seat Ticket Vending Machines equipped with a passport reader, as shown on the left!

\*IC chip passports only

\*Applicable only to passes purchased via JR-EAST Train Reservation operated by JR EAST



**Nagano, Niigata area**

[https://www.jreast.co.jp/multi/en/pass/eastpass\\_n.html](https://www.jreast.co.jp/multi/en/pass/eastpass_n.html) >>



Publisher **International Tourism Promotion Division,  
Niigata Prefectural Government**

4-1 Shinko-cho, Chuo-ku, Niigata City, Niigata Pref. 950-8570  
Tel. +81-(0)25-280-5968 ngt150020@pref.niigata.lg.jp



◀ **Enjoy Niigata**  
<https://enjoy-niigata.com/>



**NIIGATA  
GASTRONOMY**